

# FUSEHOLDERS

Panel mount

FIZ

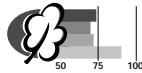
for  5 × 20 mm

## Fuseholder Type FIZ

front side,  
fixing nut fastening  
shocksafe category PC2  
for high currents



0031.2201/03



- screw type fuse carrier, slotted
- solder-/quick-connect terminals 6,3 x 0,8 mm
- degree of protection IP40 or IP67 from frontside, according to IEC 60529
- suitable for equipment with protection classes I and II according to IEC 60536

### Technical data

- Rated voltage: 250 V
- Rated current: 16 A
- Rated power acceptance at ambient air temperature  $T_a$  23 °C: 4 W
- Power acceptance at higher  $T_a$ : see derating curves  
Take note of the information on pages 215–219
- Allowable ambient air temperatures  $T_a$  for accessible parts: -40 °C to +85 °C
- Contact resistance: 3,5 mΩ
- Dielectric strength: > 4 kV, 50 Hz, 1 Min.\*
- Insulation resistance (500 V DC/1 Min): > 10<sup>3</sup> MΩ
- Torque/Fixing nut: max. 1,2 Nm
- Materials  
socket: thermoset, UL 94 V-0  
fuse carrier: thermoset, UL 94-HB

\* between metal mounting plate and live parts

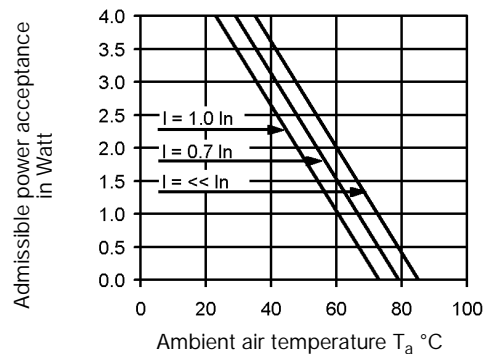
live part

	a	b
IP 40	4	max. 10
IP 67	4,6	max. 9

solder-/quick-connect terminals 6,3 x 0,8 mm, tin plated, conductor cross-sections up to 6 mm<sup>2</sup> for quick-connect terminals and up to 2,5 mm<sup>2</sup> for solder terminals

Panel mounting holes






### Derating curve



### Standards

IEC 60127-6 (formerly IEC 257),  
EN 60127-6 (formerly EN 60257),  
UL 512, CSA C22.2-39

### Approvals, Patents

 SEV	(16 A/250 V)	 UL	(30 A/250 V)
 VDE	(16 A/250 V)	 CSA	(30 A/250 V)
 SEMCO	(16 A/250 V)		

Order No.		Fuse carrier	to fuseholder	Degree of protection
0031.2201	Fuseholder complete, black	slotted		IP 67
0031.2203	Fuseholder complete, black	slotted		IP 40
0031.2220	Fuse carrier, screw type, black	slotted	0031.2201	IP 67
0031.2221	Fuse carrier, screw type, black	slotted	0031.2203	IP 40

Accessories see page 183