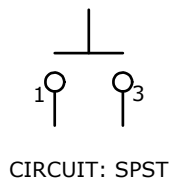


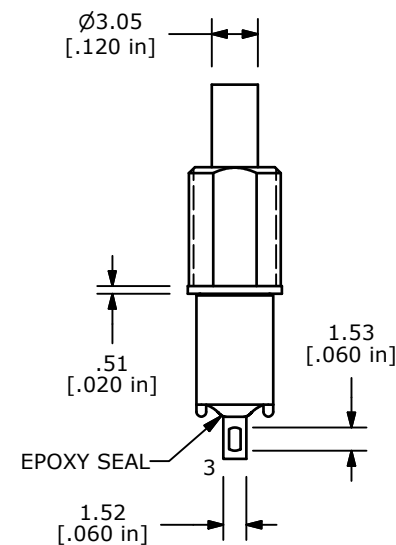
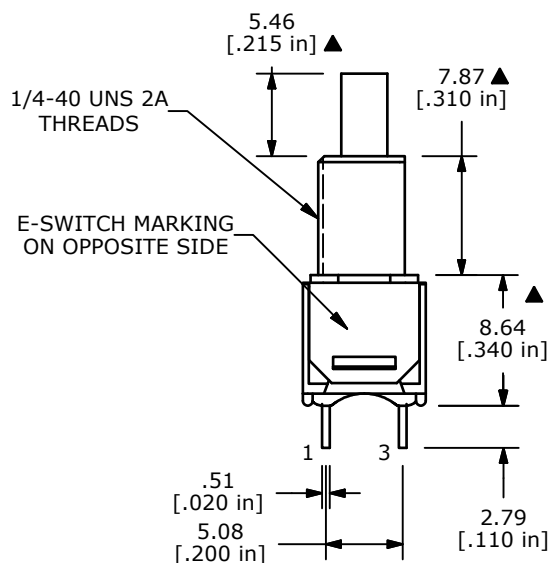
SWITCH FUNCTION	
POS. 1	POS. 2
OFF	(ON)
OPEN	1-3

(ON)=MOMENTARY



NOTE:

1. ALL DIMENSIONS IN MM [INCH]
2. GENERAL TOLERANCE: X.X=±0.4  
X.XX=±0.25
3. TERMINAL NUMBERS FOR REF ONLY
- ▲4. CONTACT MATERIAL: SILVER
- ▲5. RATING: 1A @ 250 VAC  
3A @ 120 VAC OR 28 VDC
6. MECHANICAL LIFE: 50,000 MAKE-AND-BREAK CYCLES
7. CONTACT RESISTANCE: 20 mΩ MAX. INITIAL @ 2-4VDC  
100mA FOR BOTH GOLD AND SILVER CONTACTS
8. INSULATION RESISTANCE: 1,000 MEGA-OHM MIN.
9. DIELECTRIC STRENGTH: 1,000 V RMS @SEA LEVEL.
10. OPERATING TEMP.: -30°C to 85°C
11. ▲ DENOTES CRITICAL PARAMETER.
12. 2002/95/EC (ROHS) COMPLIANT



E	20026	CORRECT PANEL MOUNT DETAIL	06/23/11	BMA
D	19997	UPDATE DRAWING	06/14/11	BMA
C	15912	REVISED AND REDRAWN	03/29/06	PH
REV	PCR NO	DESCRIPTION	DATE	BY

E-SWITCH®

TITLE 800SP9B9M1QE

SCALE 2:1	DATE 6/14/2011	DR BMA	DWG T811050	REV E
-----------	----------------	--------	-------------	-------

THE INFORMATION CONTAINED IN THIS DOCUMENT IS PROPRIETARY TO E-SWITCH AND IS NOT TO BE COPIED OR TRANSFERRED