


DEK-REL- 5//1

Order No.: 2941183

The illustration shows the version DEK-REL- 24//1



<http://eshop.phoenixcontact.de/phoenix/treeViewClick.do?UID=2941183>


Relay terminal block, with soldered-in miniature relays, contact (AgNi +Au): small to medium loads, 1 N/O contact, input voltage 5 V AC/DC, for assembly on NS 35/7.5, terminal width 6.2 mm



Commercial data	
EAN	4017918080334
Pack	10 pcs.
Customs tariff	85364190
Weight/Piece	0.02595 KG
Catalog page information	Page 118 (IF-2009)

Product notes

WEEE/RoHS-compliant since:
10/17/2006



<http://www.download.phoenixcontact.com>
Please note that the data given here has been taken from the online catalog. For comprehensive information and data, please refer to the user documentation. The General Terms and Conditions of Use apply to Internet downloads.

Technical data

Coil side	
Nominal input voltage U_N	5 V AC/DC
	5 V DC
	5 V AC
Input voltage range in reference to U_N	0.9 ... 1.1

Nominal input current at U _{IN}	23 mA
Typical response time	8 ms
Typical release time	15 ms
Operating voltage display	Yellow LED
Name of protection	Bridge rectifier
Protective circuit/component	Bridge rectifier

Contact side

Contact type	Double contact, 1 N/O contact
Contact material	AgNi, 5 µm hard gold-plated
Maximum switching voltage	250 V AC 125 V DC
Minimum switching voltage	0.1 V
Maximum inrush current	5 A
Min. switching current	1 mA
Limiting continuous current	3 A (5 A up to 35°C at 24 V DC)
Interrupting rating (ohmic load) max.	72 W (for 24 V DC) 60 W (for 48 V DC) 50 W (for 60 V DC) 50 W (for 110 V DC) 750 VA (for 250 V AC) 120 W (at 24 V DC - up to 35°)

General data

Width	6.2 mm
Height	56 mm
Depth	80 mm
Test voltage relay winding/relay contact	2 kV AC (50 Hz, 1 min)
Ambient temperature (operation)	-20 °C ... 50 °C
Ambient temperature (storage/transport)	-20 °C ... 70 °C
Operating mode	100% operating factor
Service life mechanical	Approx. 2 x 10 ⁷ cycles

Standards/regulations	IEC 60664
	IEC 60664 A
	DIN VDE 0110
	IEC 60255/DIN VDE 0435 (in relevant parts)
	DIN EN 50178/DIN VDE 0160 (in relevant parts)
Pollution degree	2
Surge voltage category	III
Mounting position	Any
Assembly instructions	In rows with zero spacing

Connection data

Type of connection	Screw connection
Conductor cross section solid min.	0.2 mm ²
Conductor cross section solid max.	2.5 mm ²
Conductor cross section stranded min.	0.2 mm ²
Conductor cross section stranded max.	2.5 mm ²
Conductor cross section AWG/kcmil min.	24
Conductor cross section AWG/kcmil max	14
Stripping length	8 mm
Screw thread	M3

Certificates / Approvals



Certification GOST

Accessories

Item	Designation	Description
------	-------------	-------------

Assembly

2716949	D-DEK 1,5 GN	Cover for setting the end of a terminal row, color: green
---------	--------------	---

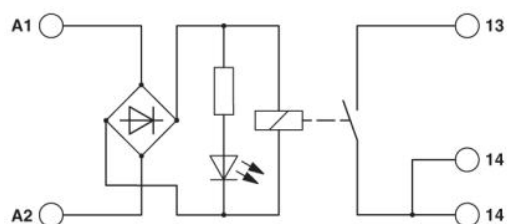
Bridges

2716648	EB 2- DIK BU	Cross connector/bridge, Number of positions: 2, Color: blue
2716693	EB 2- DIK RD	Cross connector/bridge, Number of positions: 2, Color: red

2716651	EB 3- DIK BU	Cross connector/bridge, Number of positions: 3, Color: blue
2716745	EB 3- DIK RD	Cross connector/bridge, Number of positions: 3, Color: red
2716664	EB 4- DIK BU	Cross connector/bridge, Number of positions: 4, Color: blue
2716758	EB 4- DIK RD	Cross connector/bridge, Number of positions: 4, Color: red
2716677	EB 5- DIK BU	Cross connector/bridge, Number of positions: 5, Color: blue
2716761	EB 5- DIK RD	Cross connector/bridge, Number of positions: 5, Color: red
2716680	EB 10- DIK BU	Cross connector/bridge, Number of positions: 10, Color: blue
2716774	EB 10- DIK RD	Cross connector/bridge, Number of positions: 10, Color: red
2715940	EB 80- DIK BU	Cross connector/bridge, Number of positions: 80, Color: blue
2715953	EB 80- DIK RD	Cross connector/bridge, Number of positions: 80, Color: red
2715788	EB 80- DIK WH	Cross connector/bridge, Number of positions: 80, Color: white

Diagrams/Drawings

Circuit diagram



Address

PHOENIX CONTACT Inc., USA
586 Fulling Mill Road
Middletown, PA 17057, USA
Phone (800) 888-7388
Fax (717) 944-1625
<http://www.phoenixcon.com>



© 2010 Phoenix Contact
Technical modifications reserved;