

## SCHOTTKY DIODE MODULE TYPE 160A

### Features

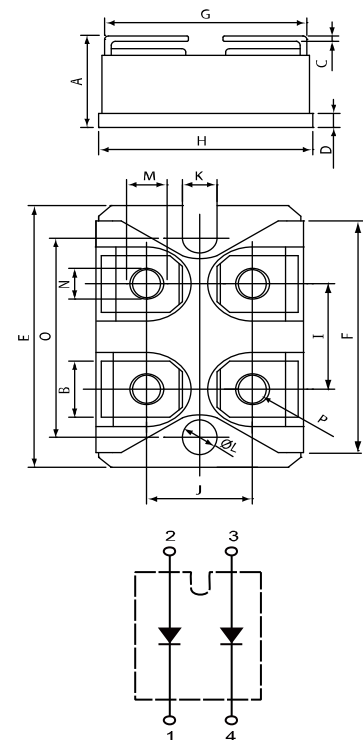
High Surge Capability  
Type 120 V  $V_{RRM}$   
Isolation Type Package  
Electrically Isolation base plate



### Maximum Ratings

Operating Temperature : -40 °C to +150 °C  
Storage Temperature : -40 °C to +150 °C

| Part Number      | Maximum Recurrent Peak Reverse Voltage | Maximum RMS Voltage | Maximum DC Blocking Voltage |
|------------------|--|---------------------|-----------------------------|
| GSXD080A012S1-D3 | 120V                                   | 84V                 | 120V                        |



### Electrical Characteristics @ 25 °C Unless Otherwise Specified.

|  |                 |                        |   |
|--|-----------------|------------------------|---|
| Average Forward Current (Per pkg)  | $I_{F(AV)}$     | 160A                   | $T_c=110\text{ }^\circ\text{C}$   |
| Peak Forward Surge Current (Per leg)   | $I_{FSM}$       | 900A                   | 8.3ms, half sine  |
| Maximum Instantaneous Forward Voltage (Per leg)                              | $V_F$           | 0.76V<br>0.88V         | $I_{FM}=80\text{A}; T_J=125\text{ }^\circ\text{C}$<br>$I_{FM}=80\text{A}; T_J=25\text{ }^\circ\text{C}$ |
| Maximum Instantaneous Reverse Current At Rated DC Blocking Voltage (Per leg) | $I_R$           | 3 mA<br>10 mA<br>30 mA | $T_J=25\text{ }^\circ\text{C}$<br>$T_J=100\text{ }^\circ\text{C}$<br>$T_J=150\text{ }^\circ\text{C}$    |
| Isolation Voltage  | $V_{iso}$       | 2500V                  | A.C. 1 minute   |
| Maximum Thermal Resistance Junction To Case (Per leg)                        | $R_{\theta jc}$ | 0.60°C/W               |   |

NOTE :

(1) Pulse Test: Pulse Width 300  $\mu$  sec, Duty < 2%

| DIM | DIMENSIONS |       |       |       |
|-----|------------|-------|-------|-------|
|     | INCHES     |       | MM    |       |
|     | MIN        | MXA   | MIN   | MXA   |
| A   | .500       | .519  | 12.70 | 13.20 |
| B   | .307       | .322  | 7.80  | 8.20  |
| C   | .029       | .033  | .75   | .84   |
| D   | .077       | .082  | 1.95  | 2.10  |
| E   | 1.487      | 1.502 | 37.80 | 38.20 |
| F   | 1.250      | 1.258 | 31.75 | 32.00 |
| G   | .931       | .956  | 23.65 | 24.30 |
| H   | .996       | 1.007 | 25.30 | 25.60 |
| I   | .586       | .594  | 14.90 | 15.10 |
| J   | .492       | .516  | 12.50 | 13.10 |
| K   | .161       | .169  | 4.10  | 4.30  |
| L   | .161       | .169  | 4.10  | 4.30  |
| M   | .181       | .191  | 4.60  | 4.95  |
| N   | .165       | .177  | 4.20  | 4.50  |
| O   | 1.184      | 1.192 | 30.10 | 30.30 |
| P   | M4*8       |       |       |       |

Figure.1 - Typical Forward Characteristics

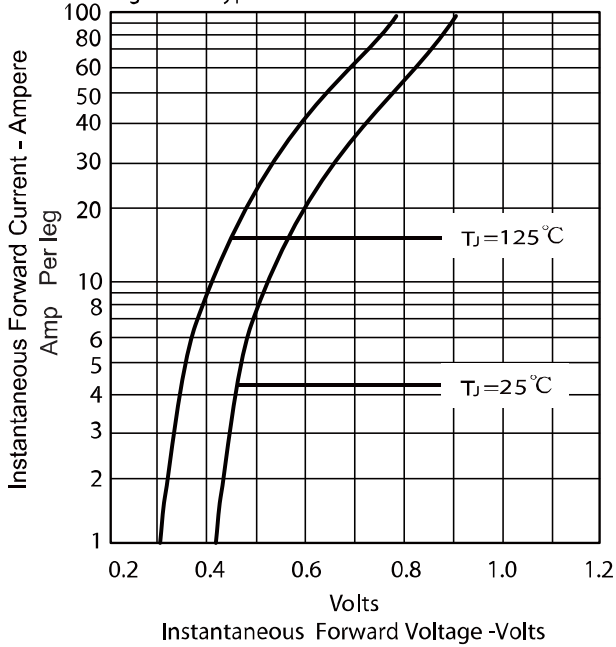


Figure .2- Forward Derating Curve

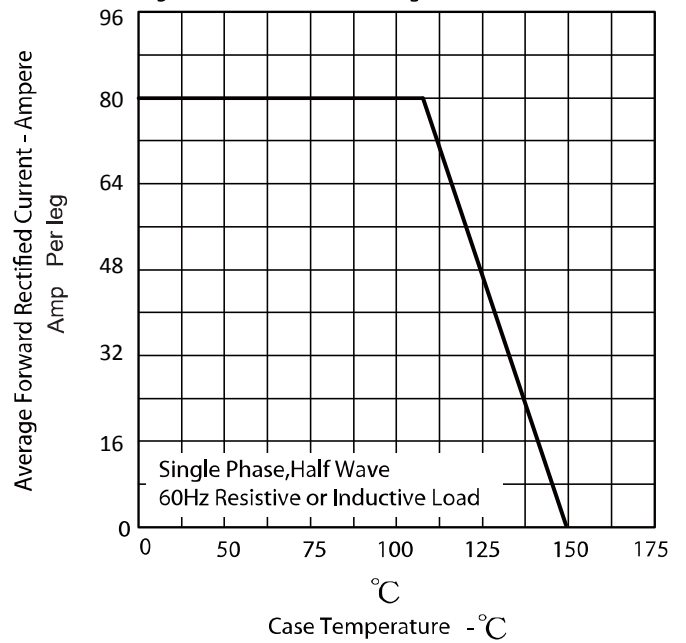


Figure.3 - Peak Forward Surge Current

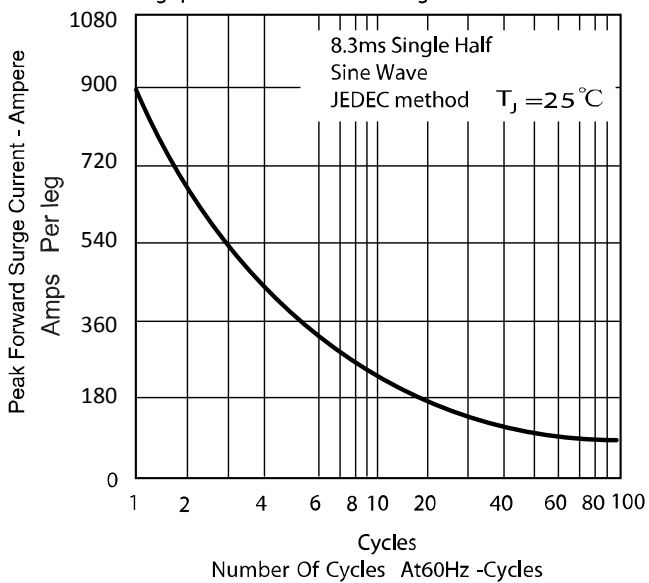
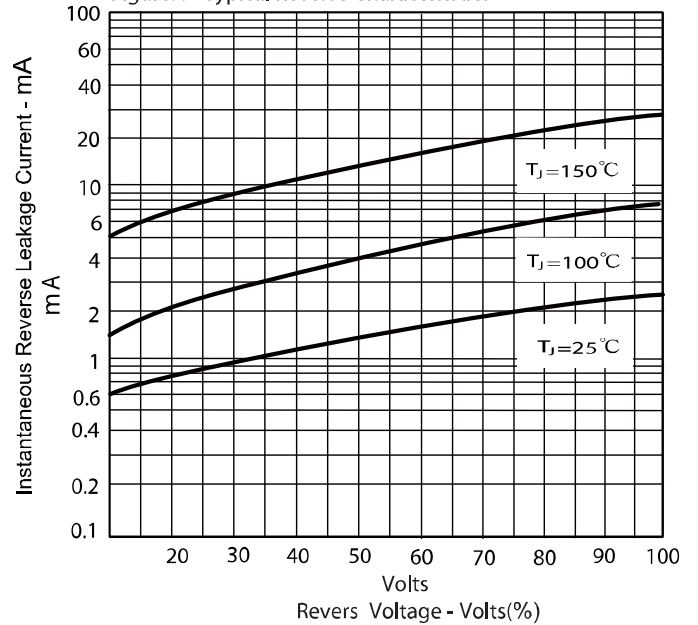


Figure.4 - Typical Reverse Characteristics



**Notes**

• **RoHS Compliance**

The levels of RoHS restricted materials in this product are below the maximum concentration values (also referred to as the threshold limits) permitted for such substances, or are used in an exempted application, in accordance with EU Directive 2011/65/EC (RoHS2), as implemented March, 2013. RoHS Declarations for this product can be obtained from the Product Documentation sections of [www.gptechgroup.com](http://www.gptechgroup.com).

• **REACH Compliance**

REACH substances of high concern (SVHCs) information is available for this product. Since the European Chemical Agency (ECHA) has published notice of their intent to frequently revise the SVHC listing for the foreseeable future, please contact our office at GPTG Headquarters in Lake Forest, California to insure you get the most up-to-date REACH SVHC Declaration.

REACH banned substance information (REACH Article 67) is also available upon request.

• This product has not been designed or tested for use in, and is not intended for use in, applications implanted into the human body nor in applications in which failure of the product could lead to death, personal injury or property damage, including but not limited to equipment used in the operation of nuclear facilities, life-support machines, cardiac defibrillators or similar emergency medical equipment, aircraft navigation or communication or control systems, or air traffic control.

• To obtain additional technical information or to place an order for this product, please contact us. The information in this datasheet is provided by Global Power Technologies Group. GPTG reserves the right to make changes, corrections, modifications, and improvements of datasheet without notice.

**Revision History**

| Date      | Revision | Notes           |
|-----------|----------|-----------------|
| 8/10/2014 | 1.0      | Initial release |
|           |          |                 |

**Global Power Technologies Group**

20692 Prism Place  
Lake Forest, CA 92630  
TEL (949) 207-7500  
FAX (949) 613-7600  
E-mail: [info@gptechgroup.com](mailto:info@gptechgroup.com)  
Web site: [www.gptechgroup.com](http://www.gptechgroup.com)

