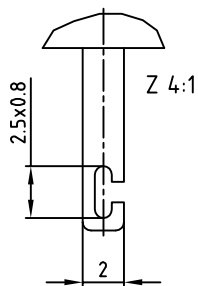
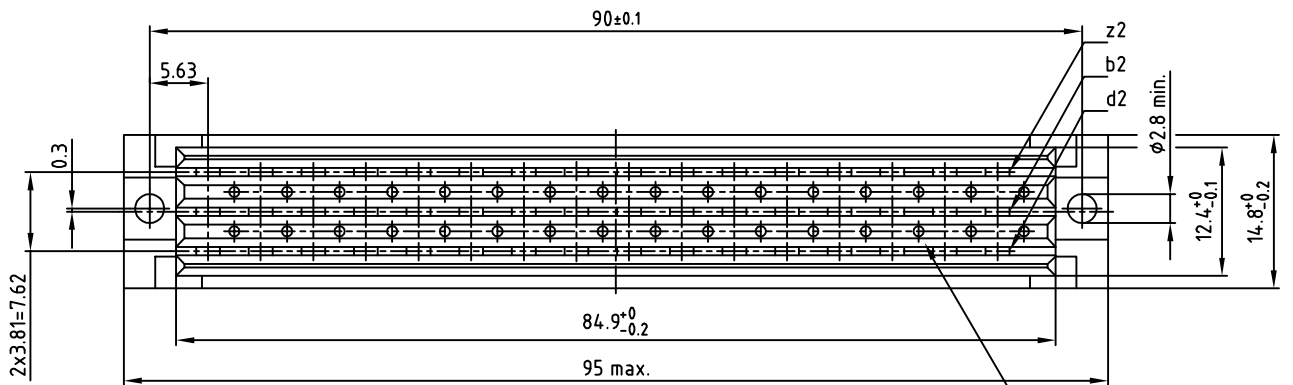
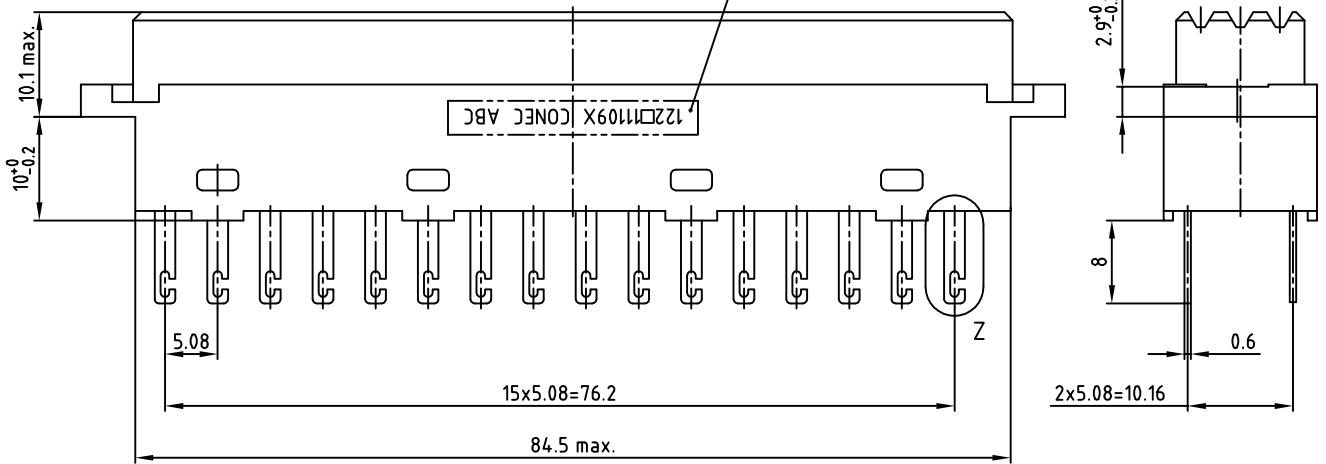


used for: DIN EN 60603-2 TYPE "F"

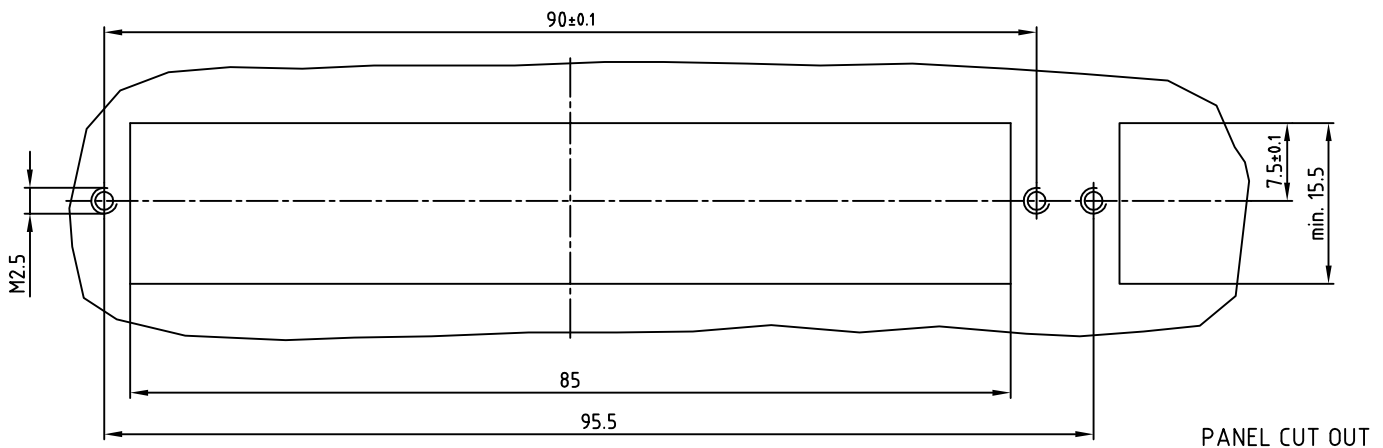
SEE NOTE 3



NOTES:

- 1. INSULATOR: PBT GF UL 94 V-0; GREY
- 2. CONTACTS: COPPER ALLOY; PLATING (SEE PART-NO.):
 - PLEASE ADD C for GOLD over NICKEL; 500 MATING CYCLES
 - PLEASE ADD B for GOLD over NICKEL; 400 MATING CYCLES
 - PLEASE ADD A for GOLD over NICKEL; 50 MATING CYCLES
- 3. CONNECTOR IS PART MARKED: 122□1109X CONEC ABC (SEE NOTE 2)

Directive 2002/95/EC RoHS compliant



PANEL CUT OUT

APPROVAL # FREIGABE # DEBLOCAGE # AUTORIZACION # APPROVAL	
CUSTOMER APPROVAL DATE:	
NAME:	TITLE:
COMPANY NAME:	
APPROVAL # FREIGABE # DEBLOCAGE # AUTORIZACION # APPROVAL	

THIS DRAWING MAY NOT BE COPIED OR REPRODUCED IN ANY WAY, AND MAY NOT BE PASSED ON TO A THIRD PARTY, WITHOUT WRITTEN PERMISSION. OWNERSHIP AND COPYRIGHT OF CONEC GmbH DO NOT ALTER CAD DRAWING BY HAND

2 x b	Ä4932	24.09.2013	Lehm.
a	Original		
rev.	description	date	name

tolerance		
dim. in mm	2008	date
	drawn	09.12.
	appd.	09.12.
	norm	DIN EN 60603-2
	d-old	

scale:	2:1 (4:1)
material:	SEE NOTES
title:	FEMALE CONNECTOR TYPE "F" 32pos. SOLDER LUG
dwg no:	AutoCAD 2006
	DIN-A
	3
	sh: 1/1
part no:	12K1A619
	Ⓟ 122□1109X (SEE NOTE 2)

