

VPS10-17500

Electrical Specifications (@25C)

1. Maximum Power: 175.0VA
2. Primary – Series: 230VAC, 50/60Hz; Parallel: 115VAC, 50/60Hz
3. Secondary - Series: 10.0V CT @ 17.5A; Parallel: 5.0V @ 35.0A
4. Voltage Regulation: 25% TYP @ full load to no load
5. Temperature Rise: 30C TYP (45C MAX allowed)
6. Insulation Resistance: 100MΩ

Construction:

Dual bobbin construction with an insulated shroud, both made of a high temperature material that exceeds UL flammability requirements.

Safety:

These units are designed with 4000VAC isolation between the primary and secondary, and also, between each winding and the core. Since the dual bobbin construction effectively reduces capacitance, electrostatic shielding is not required. World Series Transformers are designed and manufactured to meet the following agency approvals:

Agency File:

UL: File E53148, UL 5085-1 and 2 (formerly UL 506), General Purpose.
CSA: File LR 221330. C22.2 NO. 66, General Purpose.
TUV Certificate No.: R72103639, EN60950, Information Technology



A. Dimensions:

Unit: In inches

H	W	D	A	B	C	T	MW	ML
3-3/4	3-1/8	2-13/16	-	1-5/8	3/8	1/4	2-1/2	2-1/2

B. Mounting Hole Size: 13/64"X3/8"

C. WT Lbs. : 5.5

D. Terminal Size: 0.250" x 0.030"

Connections¹:

Input: Series – 6 and 1, Jumper 5 to 2

Parallel – 6 and 1, Jumper 6 to 2 and 5 to 1

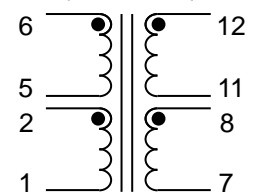
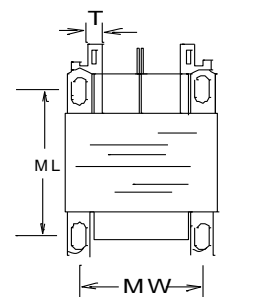
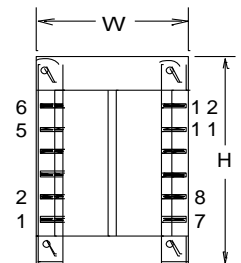
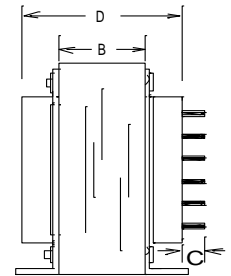
Output: Series – 12 and 7, Jumper 11 to 8

Parallel – 12 and 7, Jumper 12 to 8 and 11 to 7

RoHS Compliance: As of manufacturing date February 2005, all standard products meet the requirements of 2011/65/EU, known as the RoHS initiative.

* Upon printing, this document is considered "uncontrolled". Please contact Triad Magnetics' website for the most current version.

¹ Primary and secondary windings are designed to be connected in series or parallel. Winding are not intended to be used independently.



SCHMATIC